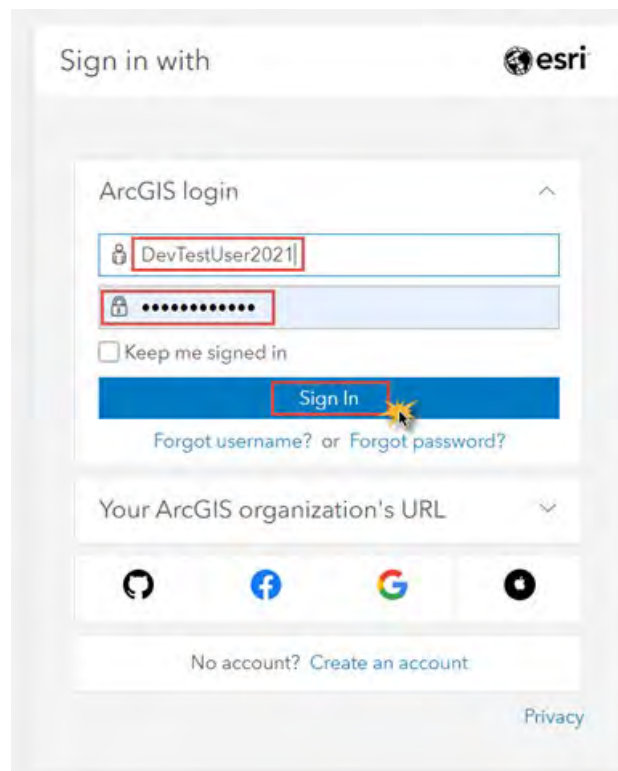


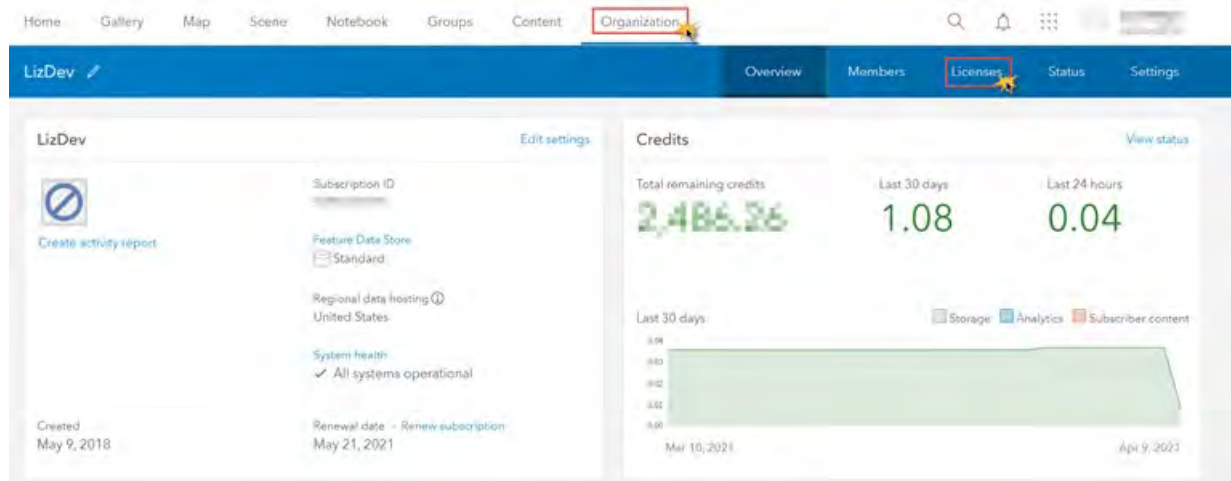
# Assigning ArcGIS Pro Named User licenses using ArcGIS Online

Log into ArcGIS Online ([www.arcgis.com](http://www.arcgis.com)) using an administrator account



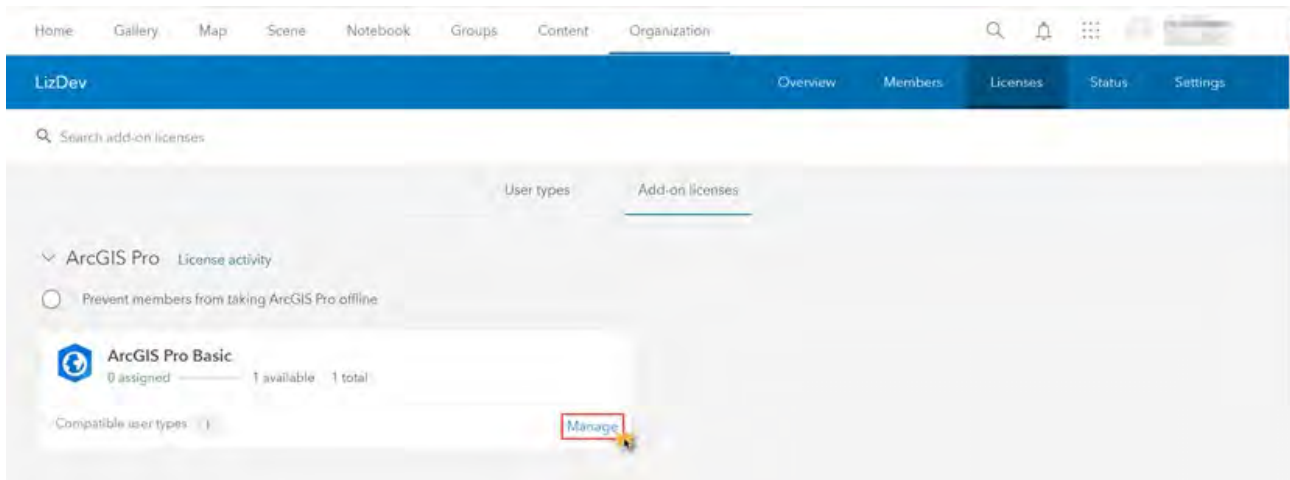
The image shows the ArcGIS login page. At the top, it says "Sign in with" followed by the Esri logo. Below this is the "ArcGIS login" section. It contains a username field with "DevTestUser2021" entered, a password field with masked characters, a "Keep me signed in" checkbox, and a blue "Sign In" button. Below the button are links for "Forgot username?" and "Forgot password?". Underneath is a section for "Your ArcGIS organization's URL" with a dropdown arrow. At the bottom of the login section are social media icons for GitHub, Facebook, Google, and LinkedIn. Below these is a link for "No account? Create an account." and a "Privacy" link at the very bottom right.

By default, you will be directed to the **Overview** on the **Organization** tab  
Go to **Licenses** on the blue menu bar

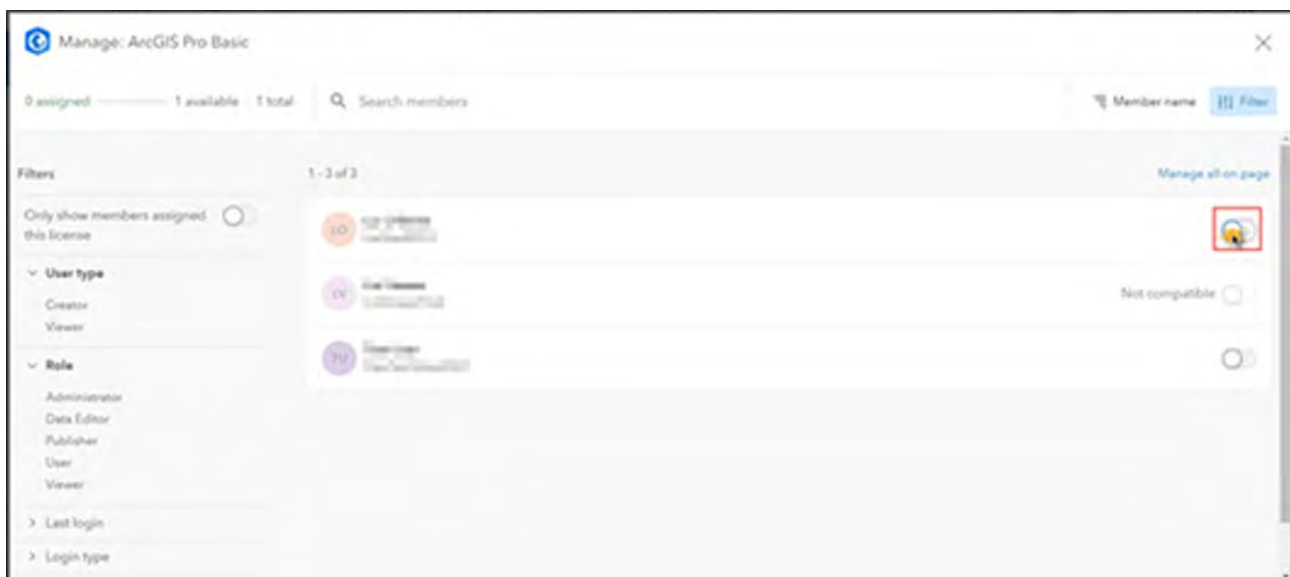


The image shows the ArcGIS Organization Overview page. The top navigation bar includes links for Home, Gallery, Map, Scene, Notebook, Groups, Content, and Organization (which is highlighted with a red box and a star). Below this is a blue menu bar with tabs for LizDev, Overview, Members, Licenses (highlighted with a red box and a star), Status, and Settings. The main content area is divided into two columns. The left column, titled "LizDev", includes a "Create activity report" button, a "Subscription ID" field, a "Feature Data Store" dropdown set to "Standard", "Regional data hosting" set to "United States", "System health" status "All systems operational", and "Created" date "May 9, 2018". The right column, titled "Credits", shows "Total remaining credits" as "2,486.26", "Last 30 days" as "1.08", and "Last 24 hours" as "0.04". Below this is a "Last 30 days" chart showing usage for Storage, Analytics, and Subscriber content from May 10, 2021, to April 9, 2022.

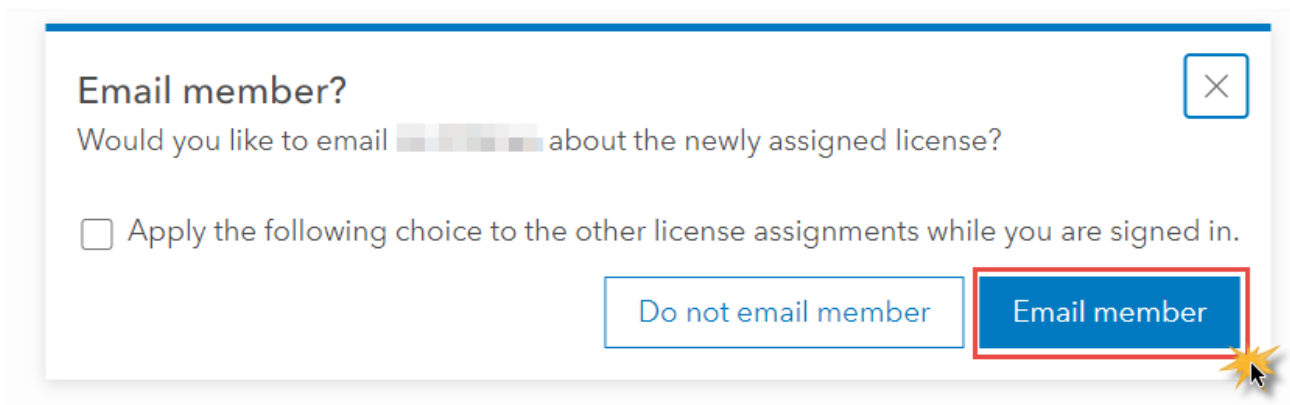
Ensure you are viewing the **Add-on licenses** section  
Click **Manage** on the feature you are updating



A list of current users will appear. Select the user you are assigning the ArcGIS Pro license to



On the pop-up, choose if you would like to email the user about the new license.



Once this is done, the panel will show all license assignments  
You can now close the page

